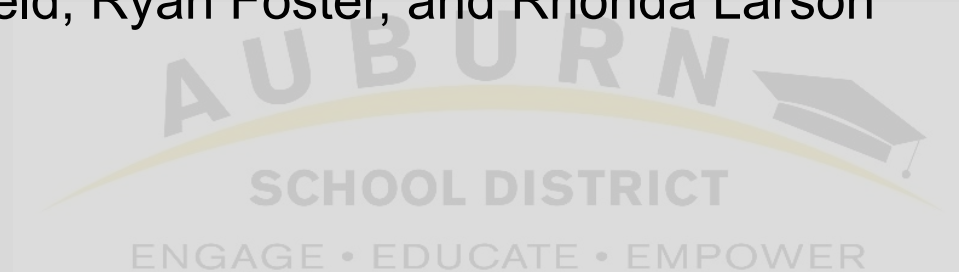


Ad Hoc Attendance Area Committee Report

May 12, 14 & 19, 2020

Community Members - Danielle Zaklan, Sherri Greco, Maria Abrejera,
Phillip Stephens, Anthony Goodwin

District Facilitators - Cindi Blansfield, Ryan Foster, and Rhonda Larson



School Board Charge

During the winter and spring of 2020, the Attendance Area Committee was asked to review the boundaries of each elementary, middle and high school, and to make recommendations to the School Board for accommodating student enrollment in the Auburn School District throughout the Building for Learning phases that are scheduled to be completed in the fall of 2022.



Parameters

Per School Board Policy 3130, the following factors must be considered by the committee in making recommendations:

- A. Minimizing the disruption of the students and maintaining learning programs.
- B. Maintaining established neighborhood groupings.
- C. Retaining siblings in the same school.
- D. Maintaining relationship with the middle school and/or high school attendance area.
- E. Adjusting class loads to available space.
- F. Coordinating transportation routes within the attendance area.

Also, the committee should ensure reasonable socio-economic parity and ethnic balance is maintained throughout the district.

Structure

- 46 Committee Members (27 Citizens, 19 Administration Advisors) & 3 Facilitators
 - Provided dinner, childcare, and interpreters to address potential participation barriers
- Meeting Schedule
 - 2hrs each Wednesday night from January 12 - March 4 in person meetings
 - March 11-25 COVID-19 Interruption
 - Resumed 2hrs each Wednesday night virtually from April 1-present (*via ZOOM*)
- 3 Subcommittees (met in whole group and subcommittees each night)
 - Population & Demographics
 - Capacity & Enrollment
 - Transportation
- Consensus Process
 - [Guidelines for Decision Making](#)
 - Thumbs Up/Sideways/Down (and the virtual version of this)



COVID-19 Adjusted Timeline/Process

- April 27 - Attendance Area Ad Hoc Committee update to School Board
- May 6 - Committee completed all attendance area recommendations and reached consensus
- May 11 - Attendance Area Ad Hoc Committee recommendations to School Board
- May 12, 14 & 19 - Community Presentations & Feedback Sessions
- May 26 - Final Review & Adoption by School Board



Our Current Reality

SCHOOL	CURRENT ENROLLMENT	CAPACITY W/O PORTABLES	DIFFERENCE
Alpac	633	409	-224
Arthur Jacobsen	534	451	-83
Bowman Creek	0	650	650
Chinook	552	413*	-139
Dick Scobee	459	448*	-11
Evergreen	555	378	-177
Gildo Rey	603	409	-194
Hazelwood	592	456	-136

SCHOOL	CURRENT ENROLLMENT	CAPACITY W/O PORTABLES	DIFFERENCE
Ilalko	657	486	-171
Lake View	487	420	-67
Lakeland Hills	662	475	-187
Lea Hill	646	335*	-311
Pioneer	471	359*	-112
Terminal Park	478	324*	-154
Washington	570	390	-180
Elementary #16	0	650	650

Impact of Changes to Schools

SCHOOL	IMPACT
ALPAC	Reduce overcrowding
ARTHUR JACOBSEN	Reduce overcrowding
BOWMAN CREEK	New school to open 2020
CHINOOK	New, larger school
DICK SCOBEE	New, larger school
EVERGREEN HGHTS	Reduce overcrowding
GILDO REY	Reduce overcrowding
HAZELWOOD	Reduce overcrowding

SCHOOL	IMPACT
ILALKO	Reduce overcrowding
LAKEVIEW	Reduce overcrowding
LAKELAND HILLS	Reduce overcrowding
LEA HILL	New, larger school
PIONEER	New, larger school
TERMINAL PARK	New, larger school
WASHINGTON	Reduce overcrowding
ELEMENTARY 16	New school to open 2022

Building for Learning Phases

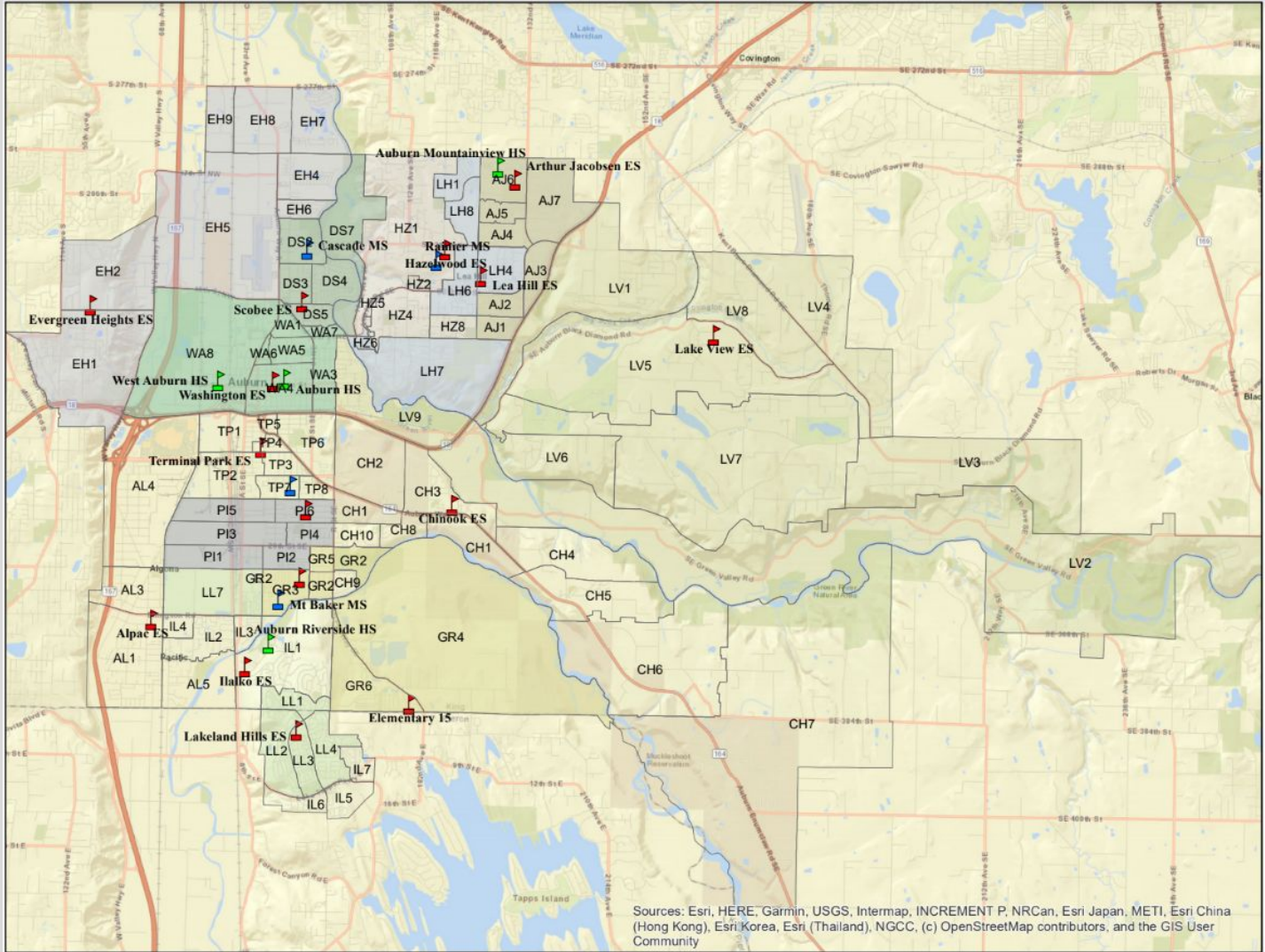
	New Schools Online	Other Schools Involved
Phase I Fall 2020	Bowman Creek & Dick Scobee	Alpac*, Gildo Rey, Hazelwood*, Ilalko, Lakeland Hills
Phase II Fall 2021	Pioneer	Terminal Park
Phase III Fall 2022	Chinook, Elementary 16 & Lea Hill	Arthur Jacobsen, Evergreen Heights, Hazelwood*, Lake View, Washington*
Phase IV Fall 2023	Terminal Park	Alpac*, Washington*

*Indicates two phases of changes (*not same neighborhoods*)

Elementary Attendance Areas



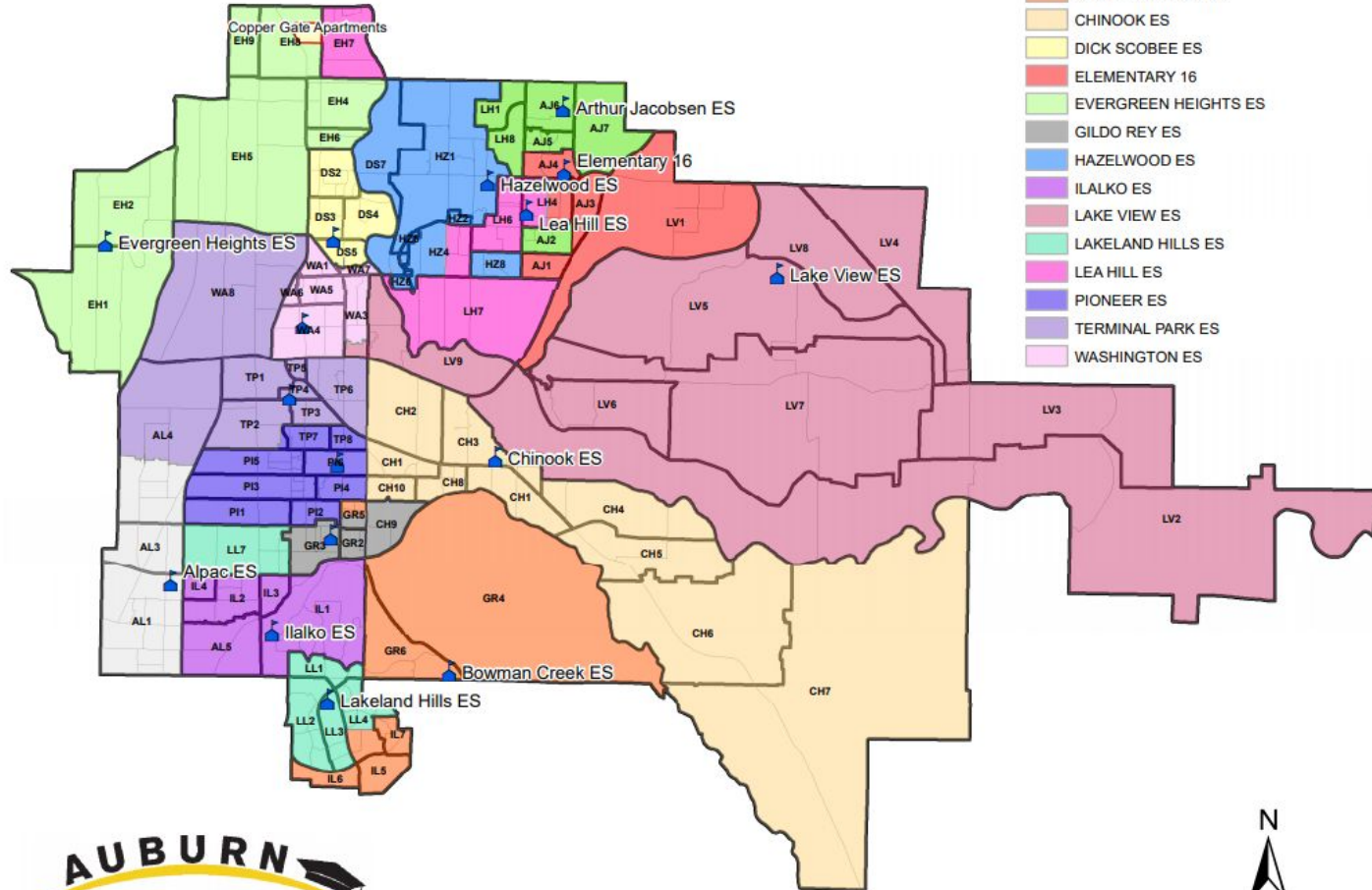
ASD Current Elementary Boundaries & GEO Codes



Sources: Esri, HERE, Garmin, USGS, Intermap, INCREMENT P, NRCan, Esri Japan, METI, Esri China (Hong Kong), Esri Korea, Esri (Thailand), NGCC, (c) OpenStreetMap contributors, and the GIS User Community

Fall 2023 Recommended Elementary Map

District Wide Scenario
Revised 04-30-2020 v1



Fall 2023 Enrollment Projections - A Preview of the End of Building for Learning Phases

School	Capacity	Current Enrollment	Phase I	Phase II	Phase III	Phase IV
Alpac	409	633	563			524
Arthur Jacobsen	451	534			452	
Bowman Creek	650	0	488			
Chinook	650	551	526			
Dick Scobee	650	459	607			
Elementary #16	650	0			492	
Evergreen Heights	378	555			433	
Gildo Rey	409	603	392			

School	Capacity	Current Enrollment	Phase I	Phase II	Phase III	Phase IV
Hazelwood	456	592	607		553	
Ilalko	486	657	578			
Lake View	420	487			457	
Lakeland Hills	475	662	568			
Lea Hill	650	646			491	
Pioneer	650	471		552		
Terminal Park	650	406		325		573
Washington	390	570			525	394

Phase I: Fall 2020 Enrollment Projections

School	Alpac	Bowman Creek	Chinook	Dick Scobee	Gildo Rey	Hazelwood	Ilalko	Lakeland Hills
Capacity	409	650	413**	650	409	456	486	475
Before	633	0	551	459	603	592	657	662
After	563*	488	526	607	392	607*	578	568


* Indicates more students moving in a later phase

** Indicates a school to be rebuilt

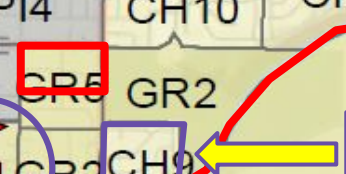


Phase I Fall 2020 South Attendance Area Changes

To Bowman Creek



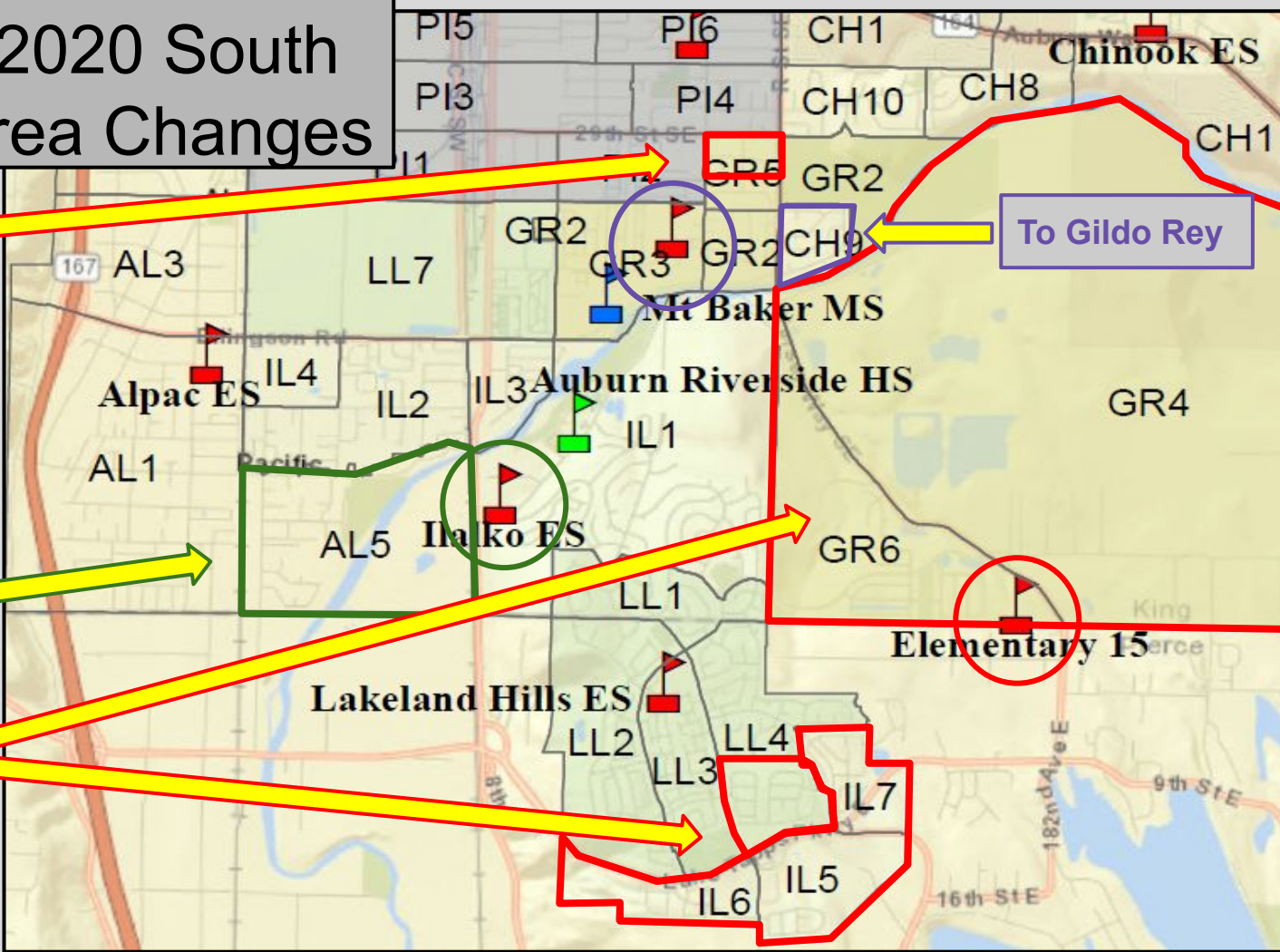
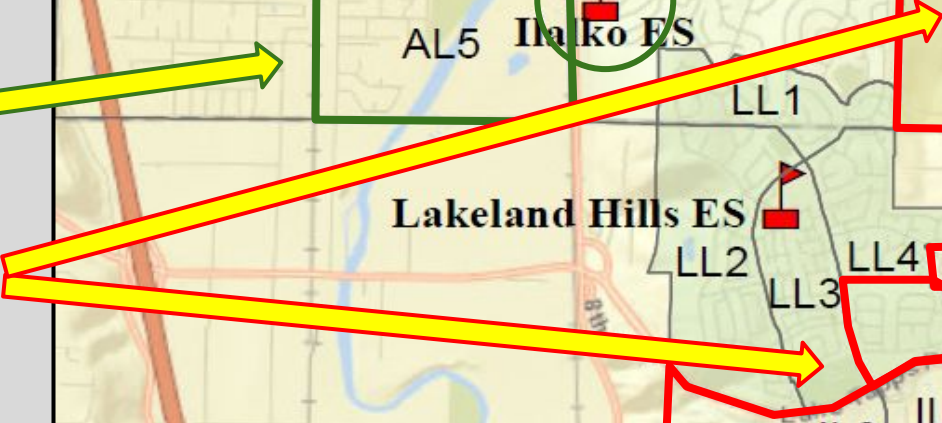
To Gildo Rey



To Ilalko

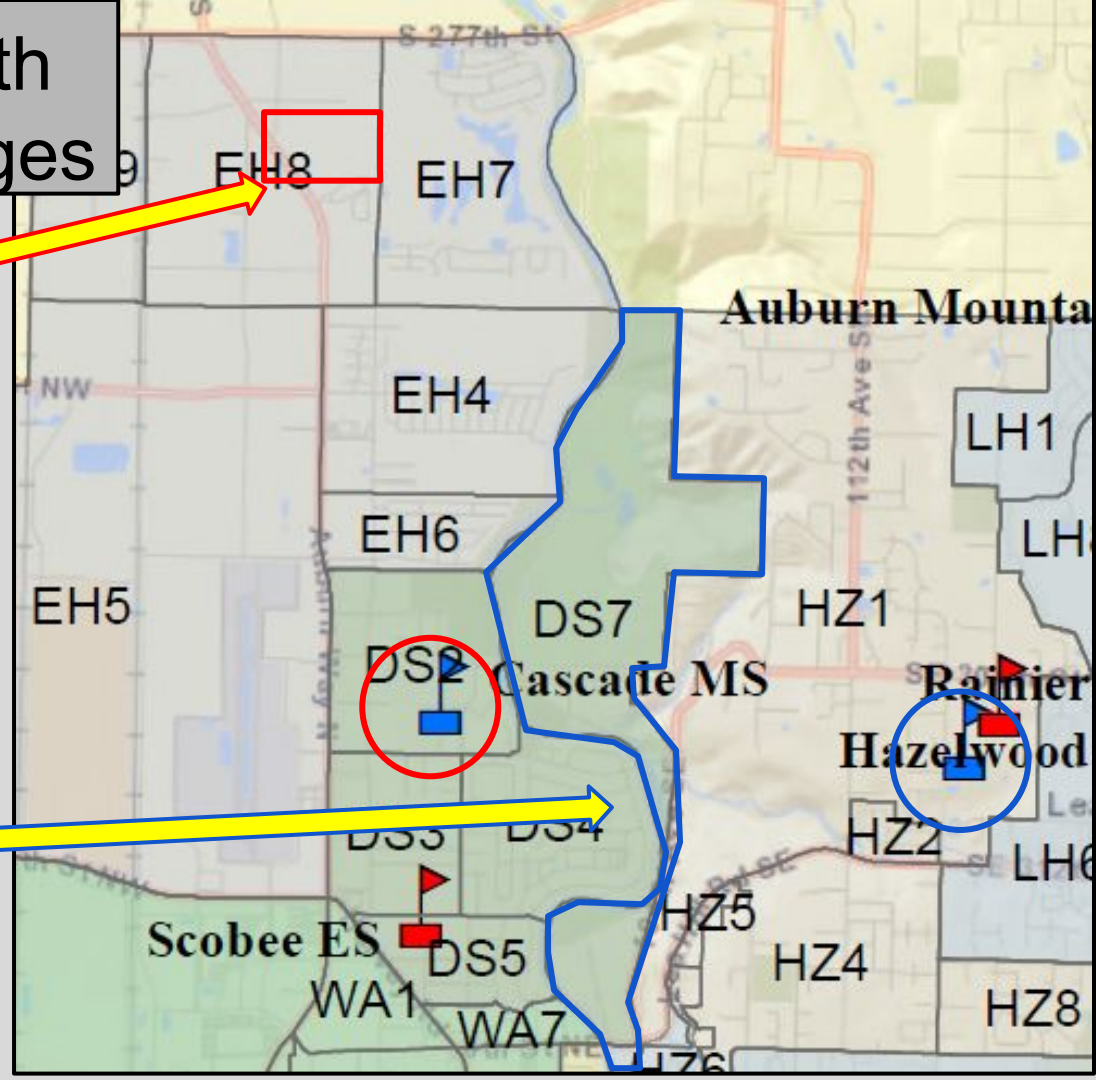



To Bowman Creek




Phase I Fall 2020 North Attendance Area Changes

To Dick Scobee



To Hazelwood



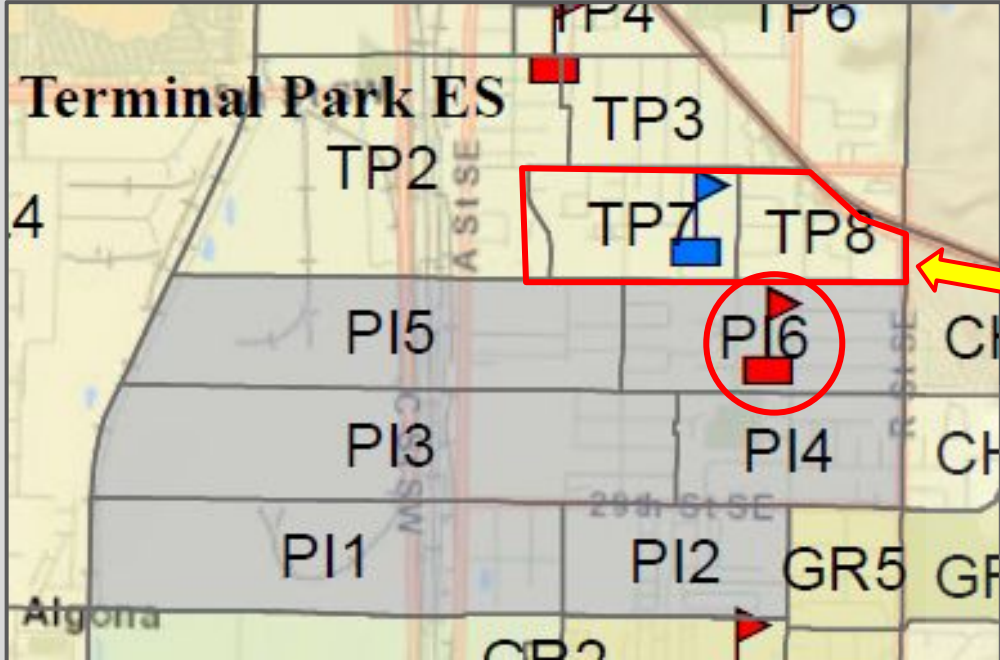
Phase II Fall 2021: Attendance Area Changes

Phase II: Fall 2021 Enrollment Projections


School	Pioneer	Terminal Park
Capacity	650	324**
Before	471	406
After	552	325*

* Indicates more students moving in a later phase

** Indicates a school to be rebuilt



To Pioneer



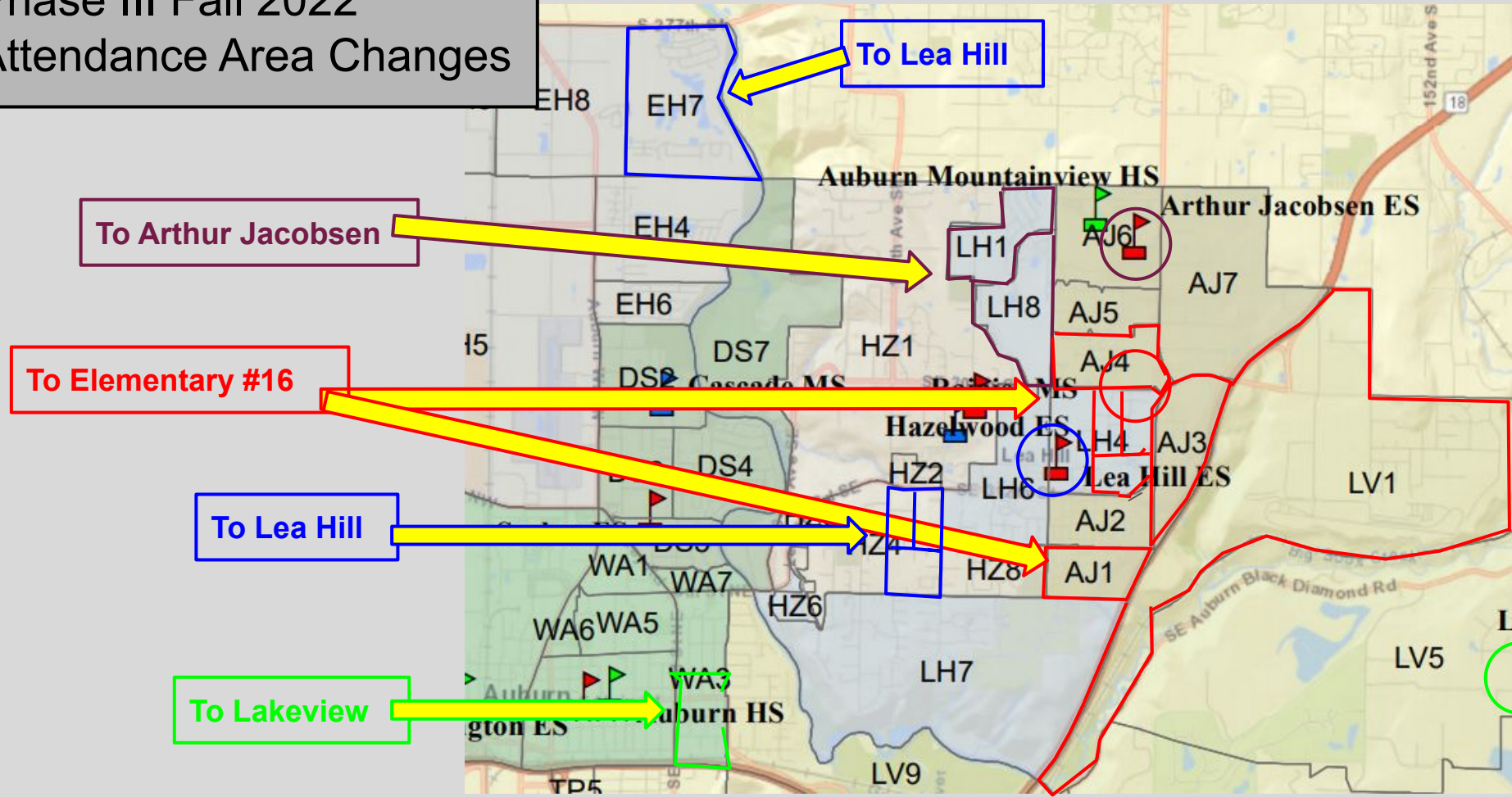
Phase III: Fall 2022 Enrollment Projections

School	Arthur Jacobsen	Chinook	ES #16	Evergreen Heights	Hazel- wood	Lake View	Lea Hill	Washing- ton
Capacity	451	650	650	378	456	420	650	390
Before	534	526	0	555	607	487	646	570
After	452	526	492	433	553	457	491	525*

* Indicates more students moving in a later phase

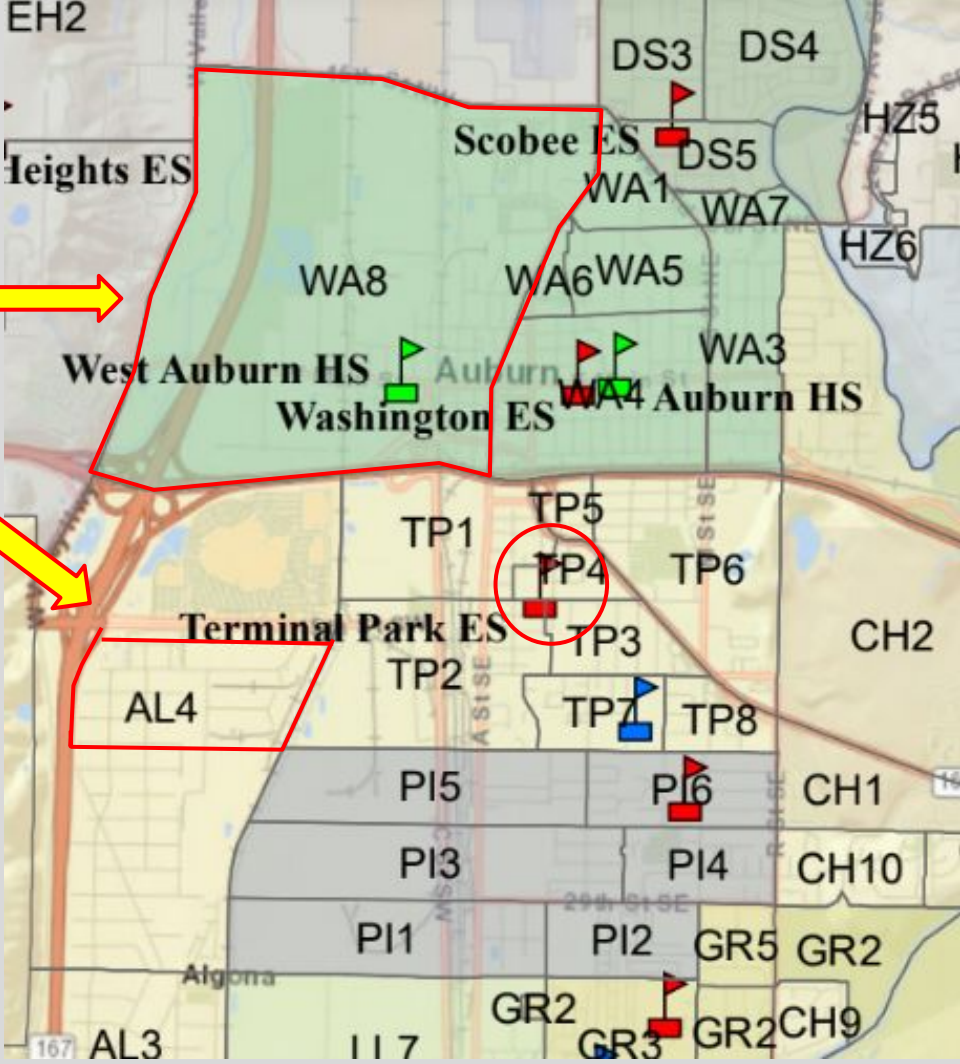


Phase III Fall 2022 Attendance Area Changes



Phase IV Fall 2023 Attendance Area Changes

To Terminal Park



Phase IV: Fall 2023 Enrollment Projections

School	Alpac	Terminal Park	Washington
Capacity	409	650	390
Before	563	325	525
After	524	573	394

Attendance Area Recommendations Fall 2023

School	Original Recommended	2023 Capacity	Count	F/R	Am Indian	Asian	Black	Hisp/Latino	Multi	Pac. Isl.	White
ALPAC	original	409	633	59.6%	0.5%	12.6%	3.3%	31.3%	12.2%	1.7%	38.4%
	recommended		524	58.7%	0.0%	12.3%	4.5%	32.2%	14.3%	1.7%	35.0%
ARTHUR JACOBSEN	original	451	534	51.3%	0.0%	16.3%	8.1%	27.3%	9.0%	1.3%	38.0%
	recommended		452	55.5%	0.0%	22.6%	6.2%	32.4%	5.9%	1.4%	31.50%
BOWMAN CREEK	recommended	650	★ 488	38.3%	0.0%	14.7%	6.0%	22.0%	11.0%	10.6%	35.80%
CHINOOK	original	650	551	69.9%	11.3%	4.4%	4.9%	40.8%	14.7%	7.8%	16.2%
	recommended		526	69.3%	11.1%	4.3%	5.2%	40.6%	13.7%	7.8%	17.40%
DICK SCOBEE	original	650	459	77.6%	0.2%	4.6%	10.7%	29.2%	11.7%	7.0%	36.6%
	recommended		607	72-77%	0.3%	4.8%	9.3%	30.3%	10.4%	8.6%	36.40%
Elementary #16	recommended	650	492	60.4%	0.2%	13.6%	15.2%	11.8%	11.0%	3.1%	45.10%
EVERGREEN HEIGHTS	original	378	555	45.9%	0.4%	21.2%	10.5%	22.2%	11.3%	4.5%	29.9%
	recommended		433	49.9%	0.5%	14.8%	9.5%	25.6%	12.2%	5.3%	32.10%
GILDO REY	original	409	603	71.8%	0.3%	5.3%	5.0%	54.2%	6.1%	8.8%	20.2%
	recommended		392	77.5%	0.3%	2.7%	6.0%	61.8%	6.0%	1.9%	21.40%
HAZELWOOD	original	456	592	43.8%	1.0%	12.3%	5.7%	28.1%	7.1%	1.0%	44.8%
	recommended		553	47.0%	0.4%	12.1%	6.0%	32.1%	7.5%	1.5%	40.40%
ILALKO	original	486	657	50.7%	0.3%	9.9%	5.5%	31.1%	11.6%	5.5%	36.2%
	recommended		578	58.7%	0.7%	8.5%	4.8%	34.9%	9.0%	6.5%	35.60%
LAKE VIEW	original	420	487	38.80%	6.0%	3.1%	2.1%	22.8%	7.6%	1.0%	62.8%
	recommended		457	41.6%	0.7%	2.3%	2.5%	26.3%	8.8%	2.3%	57.00%
LAKELAND HILLS	original	475	662	23.9%	0.6%	14.5%	6.6%	18.7%	15.4%	0.9%	43.2%
	recommended		568	29.1%	0.7%	12.8%	6.3%	21.0%	15.6%	1.2%	42.60%
LEA HILL	original	650	646	72.3%	0.3%	13.0%	20.1%	15.3%	11.1%	5.4%	34.7%
	recommended		491	57.4%	0.7%	18.6%	17.3%	16.8%	11.7%	4.1%	30.90%
PIONEER	original	650	471	81.3%	0.2%	3.0%	3.8%	58.6%	9.3%	9.6%	15.5%
	recommended		552	78.8%	0.5%	3.1%	4.6%	56.9%	8.9%	9.1%	16.90%
TERMINAL PARK	original	650	406	64.0%	8.4%	6.5%	9.21%	27.6%	13.0%	5.9%	37.0%
	recommended		573	75.0%	1.1%	5.7%	9.1%	31.2%	13.3%	5.3%	34.5%
WASHINGTON	original	390	570	72.1%	0.0%	4.9%	8.9%	33.9%	14.6%	11.2%	26.5%
	recommended		394	66.5%	0.0%	5.7%	7.0%	30.5%	12.4%	12.2%	32.20%

Recommendations through the lens of

- Capacity
- Demographics
- Transportation

Middle and High School Attendance Areas



GeoCode Feeder Area Adjustments

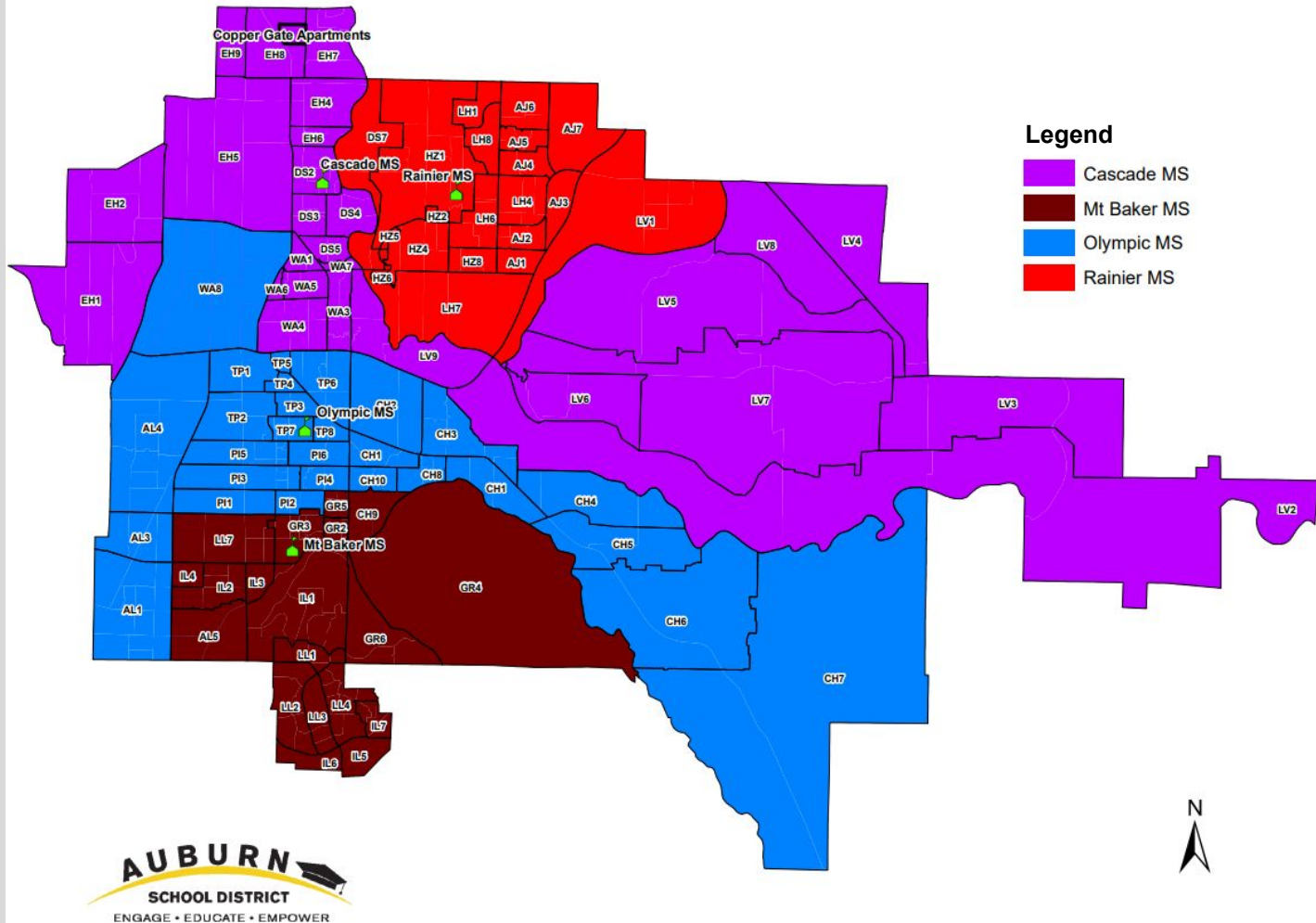
- Current Schools not matriculating all GeoCodes together:
 - Gildo Rey goes to ARHS & AHS
 - Recommended - All GR goes to ARHS
 - Lake View goes to 2 middle and 2 high schools
 - Recommended - All LV goes to CAS then to AHS
- Recommend EH7 & Copper Gate neighborhoods to follow CAS/AHS path
 - Reduces impact of the elementary boundary changes
 - Allows neighborhoods to continue to attend current middle & high school

Current GeoCode & Path	Proposed GeoCode & Path
EH7: EH > CAS > AHS	EH7: LH > CAS > AHS
Copper Gate: DS > CAS > AMHS	Copper Gate: DS > CAS > AHS

Middle and High School GeoCode Changes

Current GeoCode & Path	Proposed GeoCode & Path
AL4 _(159A,160,161A) > OLY > ARHS	AL4 _(159A,160,161A) (TP) > OLY > AHS
AL5 > OLY > ARHS	AL5 (IL) > MTB > ARHS
CH9 > OLY > AHS	CH9 (GR) > MTB > ARHS
*GR3 > MTB > AHS	*GR3 > MTB > ARHS
*GR6 > MTB > AHS	*GR6 > MTB > ARHS
WA8 > CAS > AHS	WA8 (TP) > OLY > AHS

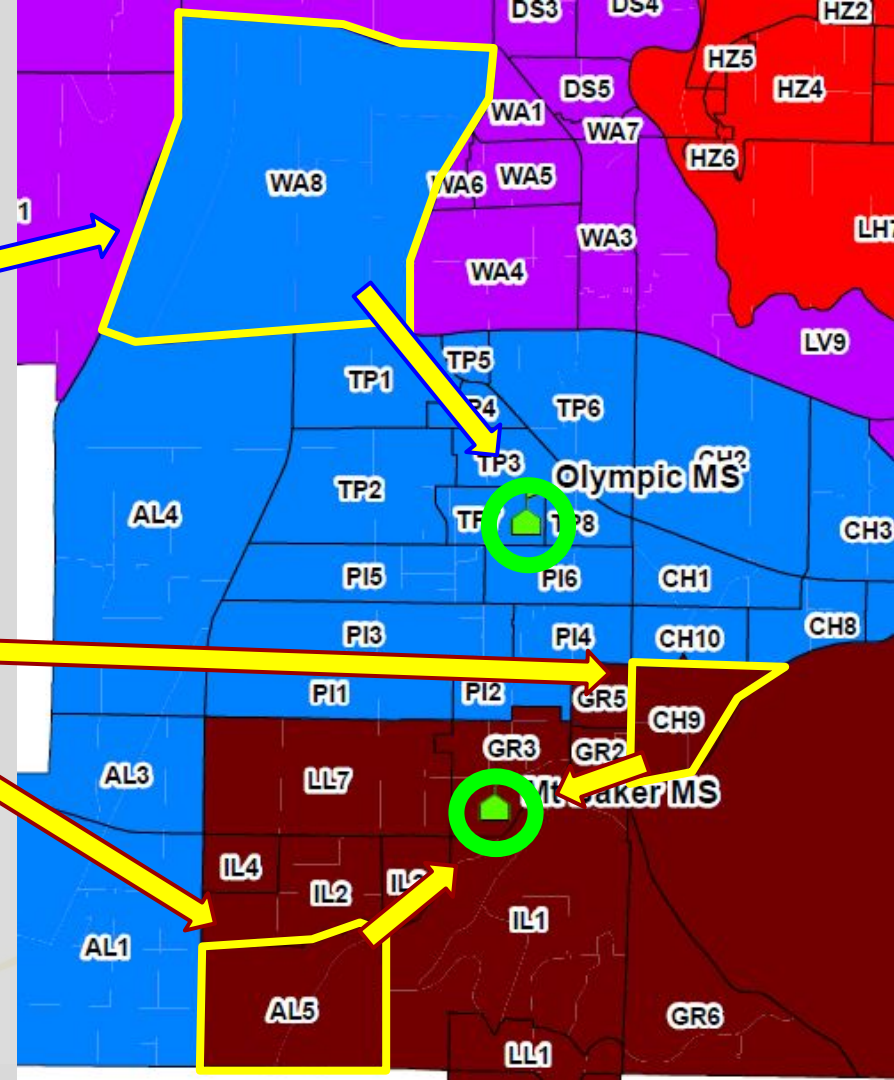
Middle School Attendance Areas Map



Middle School Attendance Areas Adjustments

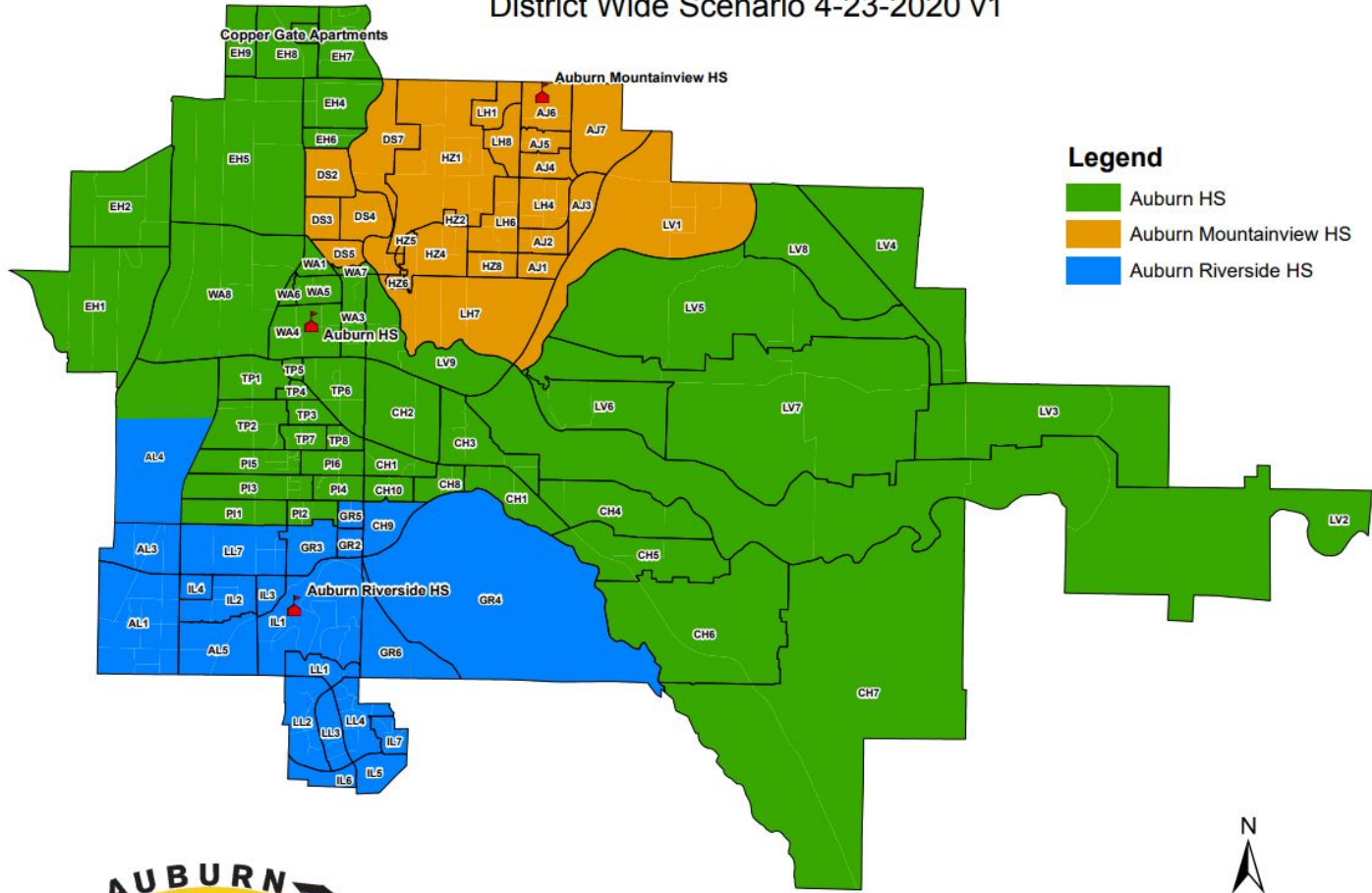
To Olympic Middle School

To Mt. Baker Middle School



High School Attendance Areas Map

High School Feeder Patterns Based on District Wide Scenario 4-23-2020 v1



Legend

- Auburn HS
- Auburn Mountainview HS
- Auburn Riverside HS

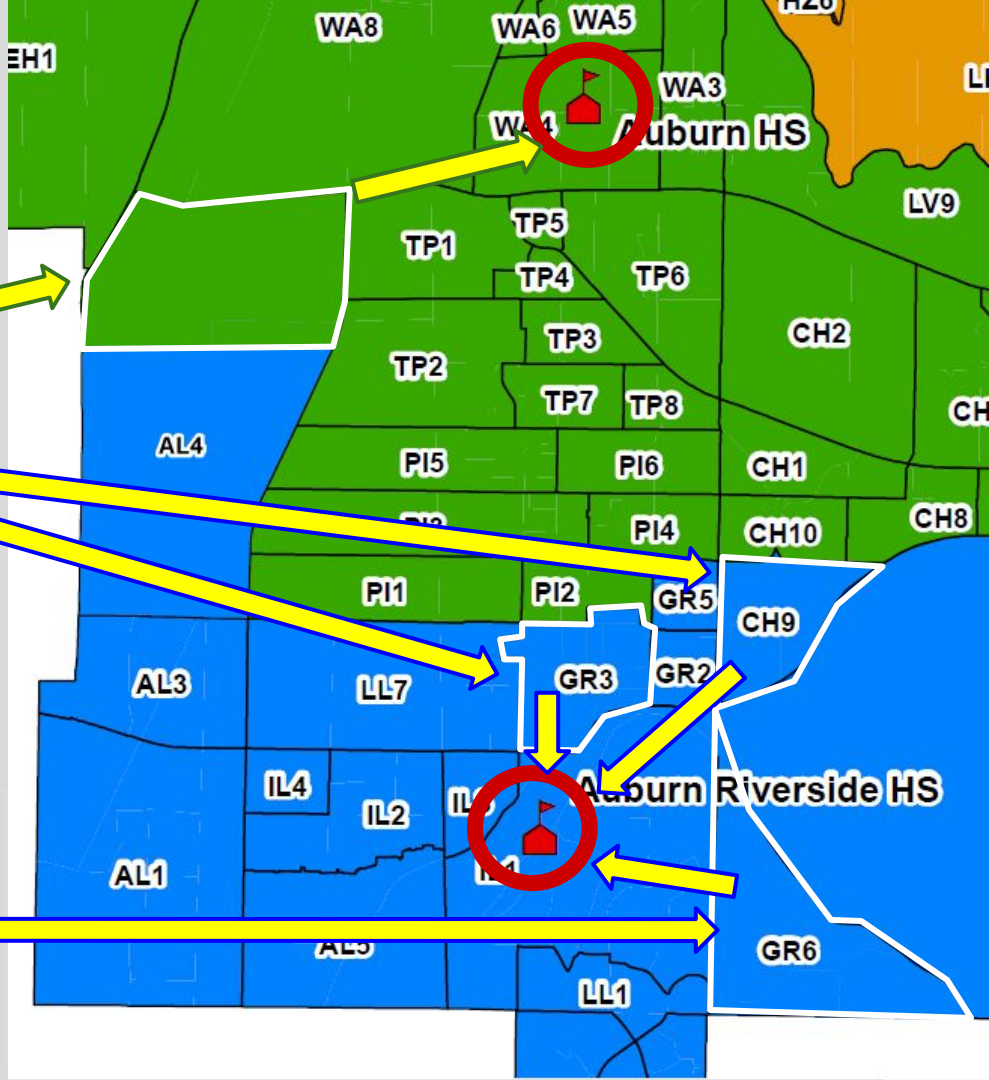


High School Attendance Areas Adjustments

To Auburn High School

To Auburn Riverside High School

To Auburn Riverside High School



Waiver Recommendations

The committee recognizes the necessity of the recommended boundary changes to address school and class sizes at the elementary level; at the same time we acknowledge that some families may request to remain at their current school. Thus, the following recommendations are offered to the board and district leaders:

- To the maximum extent possible given school capacity, approve transfer requests for eligible students in 4th, 7th, and high school students who would need to change schools as a result of these recommendations;
 - Families could also request that siblings remain through this one year; and
- Give primary consideration to transfer requests of other students relocated.

To be eligible for this special consideration, transfer requests should be received by the school prior to **June 15th for phase I, and by May 1st** for subsequent phases.

Community Engagement and Transition Supports

- Communication - Ensure that information is accessible to all families in multiple ways and multiple languages
 - May 12, 14 & 19 - Community Presentations & Feedback Sessions @ 7pm
 - Letter to families impacted
 - Receiving principal will send welcome letters
 - Follow up with parents voicing concern
- Transition Support - The Ad Hoc Committee provided advice for district and building leaders to consider in these transitions
 - Consideration of our COVID-19 closures, Kid-to-Kid communication, school liaisons, pre-move parent and kids special event at their new schools, send a small spirit item from receiving school, students need opportunity to say goodbye to their old school, “new incoming student” night, tour of the new school, architect to create walk/fly throughs of new school, tours of the school, high school video club create a video of the school, welcome video
- May 26 - Final Review & Adoption by School Board

Questions?

